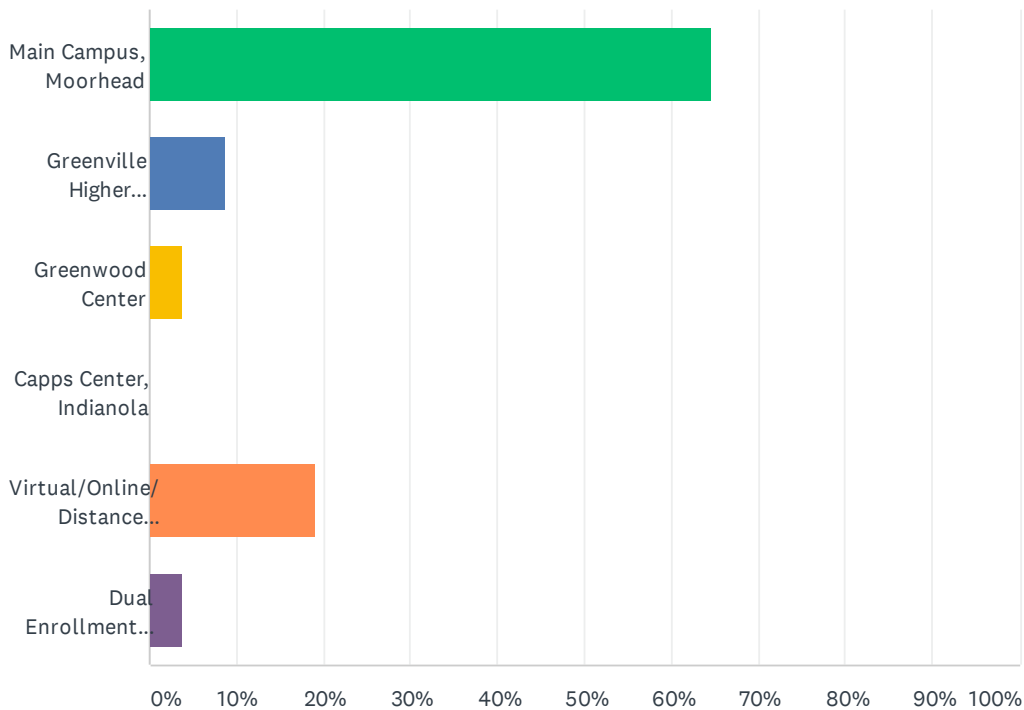


Q12 Which is your primary campus location?

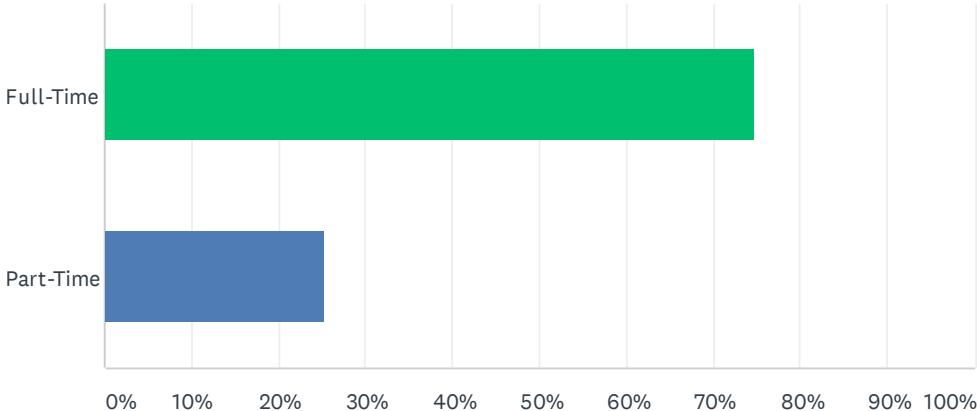
Answered: 79 Skipped: 190



ANSWER CHOICES	RESPONSES	
Main Campus, Moorhead	64.56%	51
Greenville Higher Education Center	8.86%	7
Greenwood Center	3.80%	3
Capps Center, Indianola	0.00%	0
Virtual/Online/Distance Education	18.99%	15
Dual Enrollment Partner School	3.80%	3
TOTAL		79

Q13 What is your enrollment status this semester?

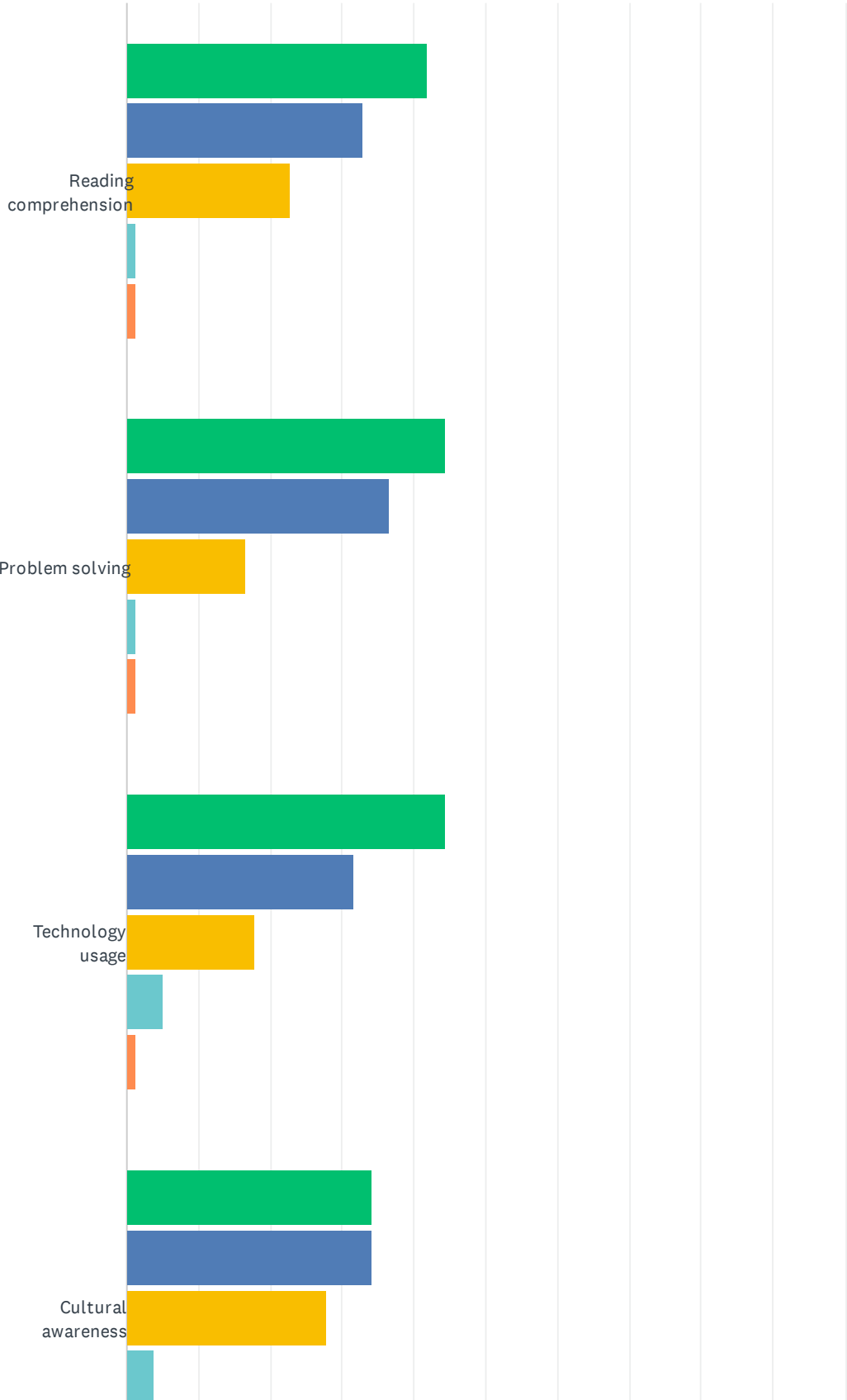
Answered: 79 Skipped: 190



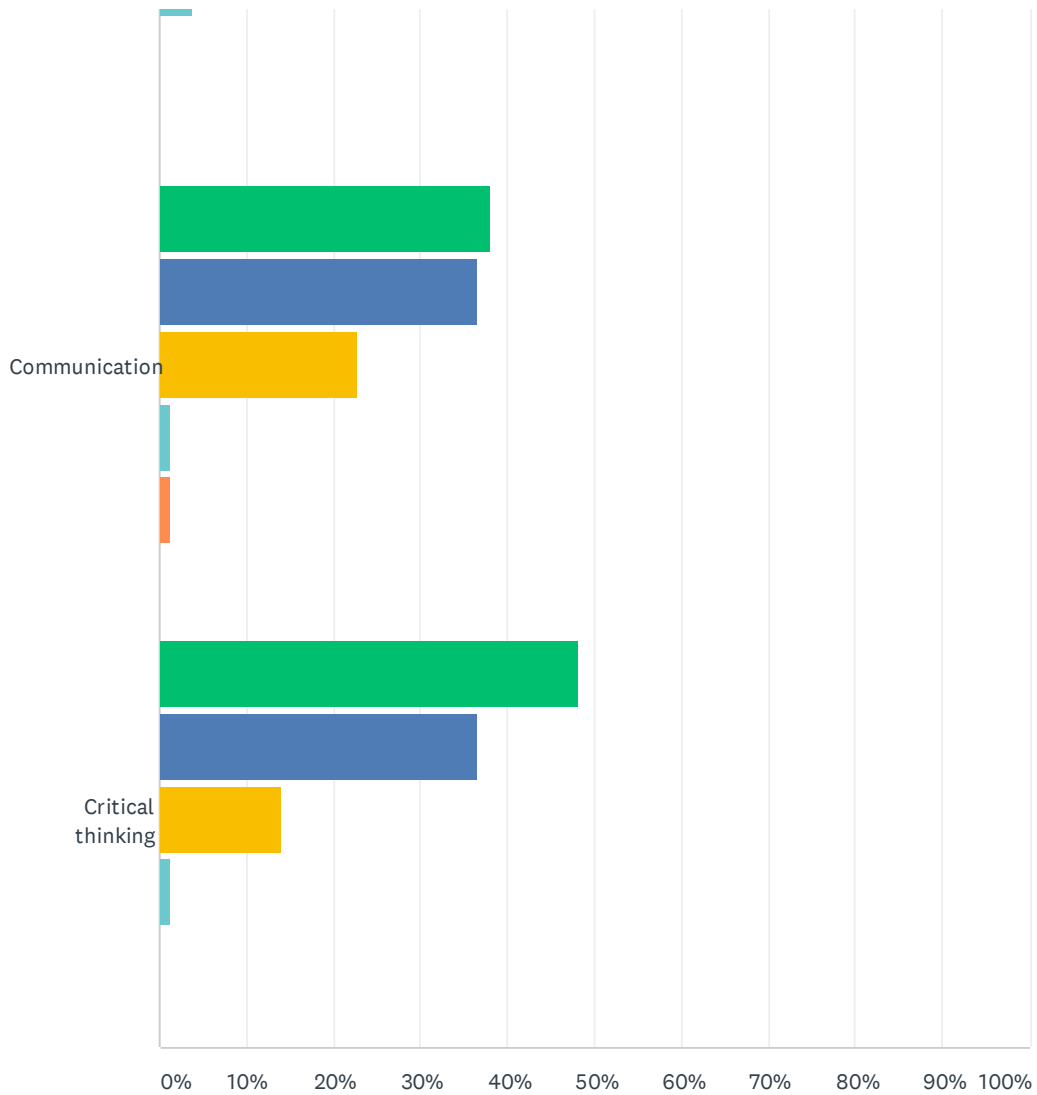
ANSWER CHOICES	RESPONSES
Full-Time	74.68% 59
Part-Time	25.32% 20
TOTAL	79

Q14 Since attending MDCC, my skills have improved in these areas:

Answered: 79 Skipped: 190



2021 Strategic Planning Survey
STUDENT EXIT QUESTIONS

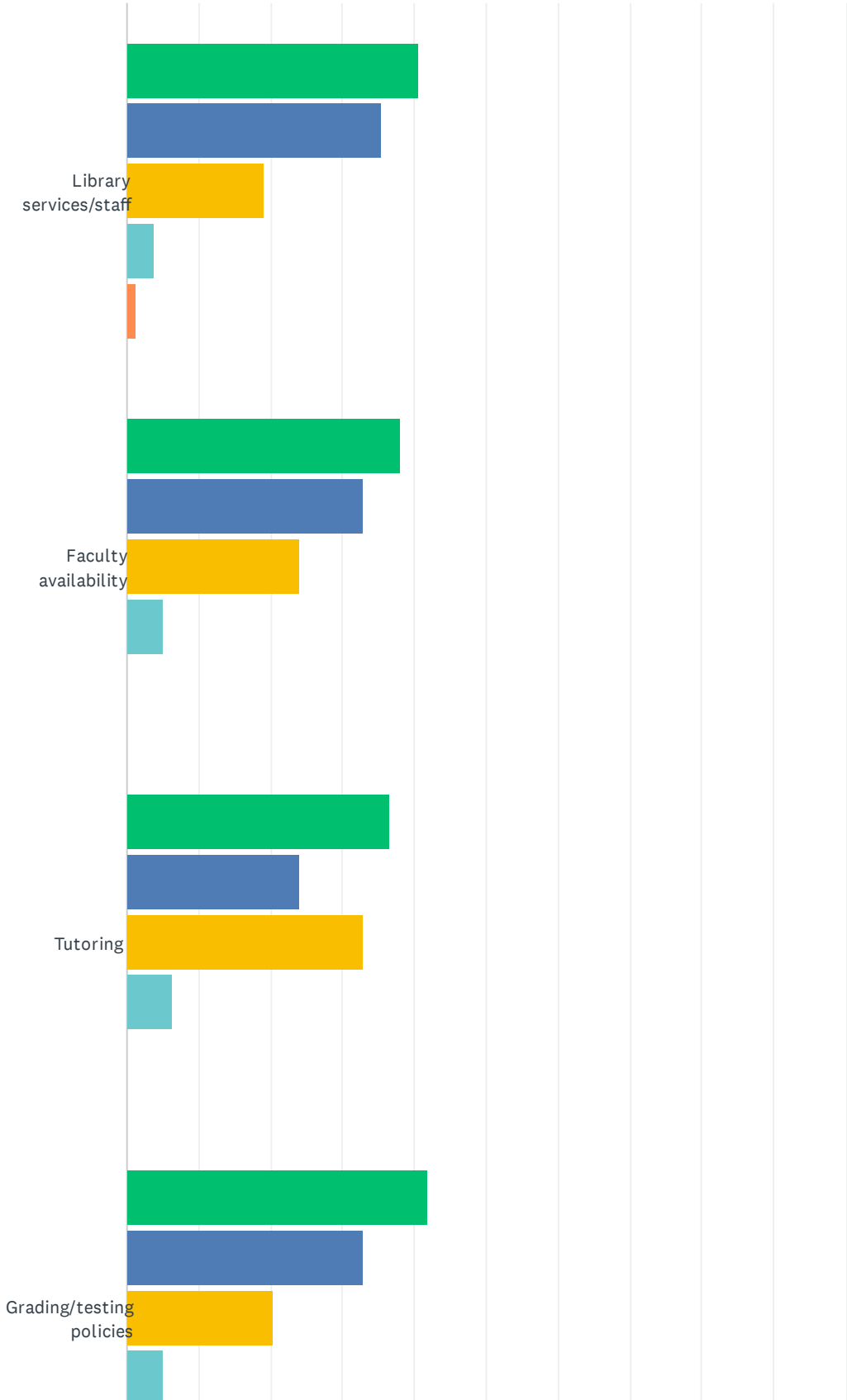


■ Strongly Agree
 ■ Agree
 ■ Neutral
 ■ Disagree
 ■ Strongly Disagree

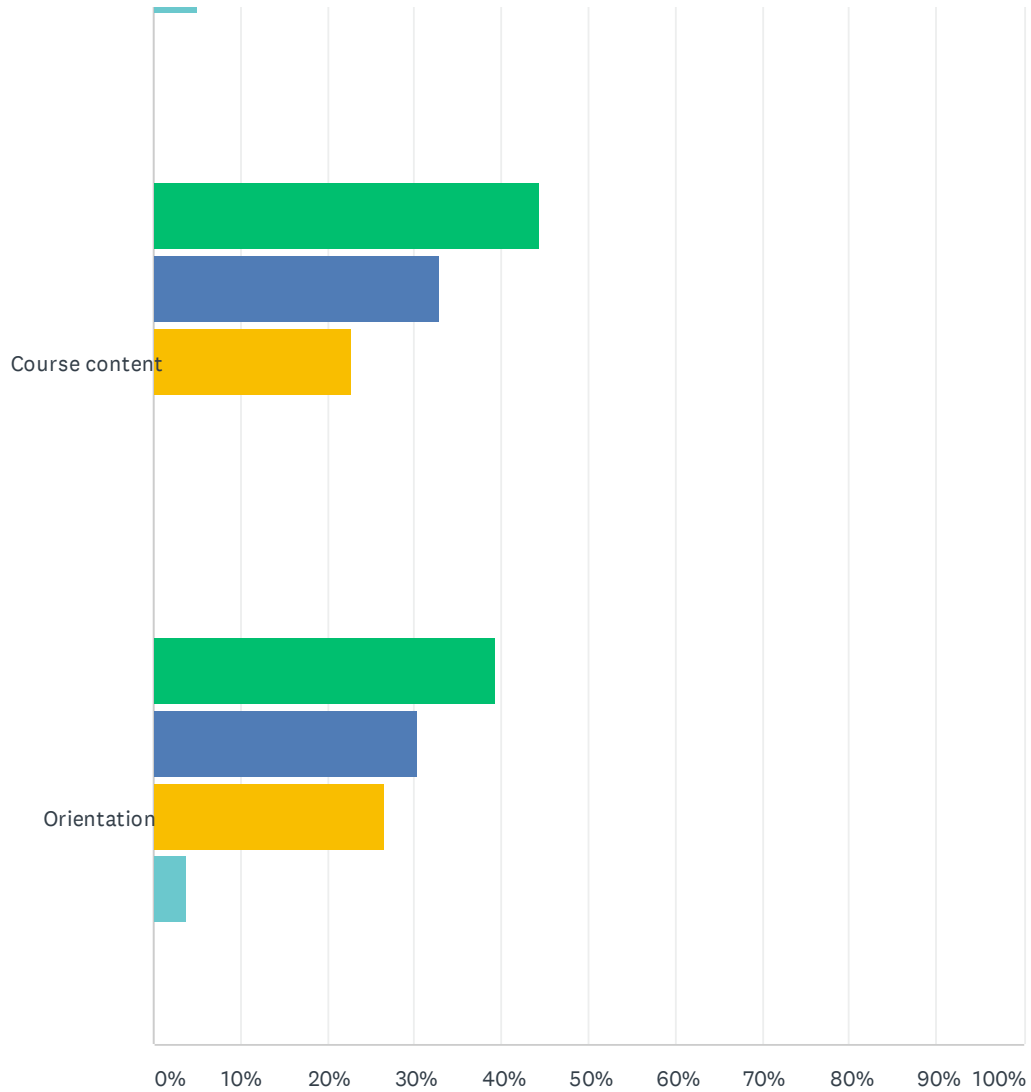
	STRONGLY AGREE	AGREE	NEUTRAL	DISAGREE	STRONGLY DISAGREE	TOTAL	WEIGHTED AVERAGE
Reading comprehension	41.77% 33	32.91% 26	22.78% 18	1.27% 1	1.27% 1	79	4.13
Problem solving	44.30% 35	36.71% 29	16.46% 13	1.27% 1	1.27% 1	79	4.22
Technology usage	44.30% 35	31.65% 25	17.72% 14	5.06% 4	1.27% 1	79	4.13
Cultural awareness	34.18% 27	34.18% 27	27.85% 22	3.80% 3	0.00% 0	79	3.99
Communication	37.97% 30	36.71% 29	22.78% 18	1.27% 1	1.27% 1	79	4.09
Critical thinking	48.10% 38	36.71% 29	13.92% 11	1.27% 1	0.00% 0	79	4.32

Q15 These MDCC academic-related areas are high quality:

Answered: 79 Skipped: 190



2021 Strategic Planning Survey
STUDENT EXIT QUESTIONS

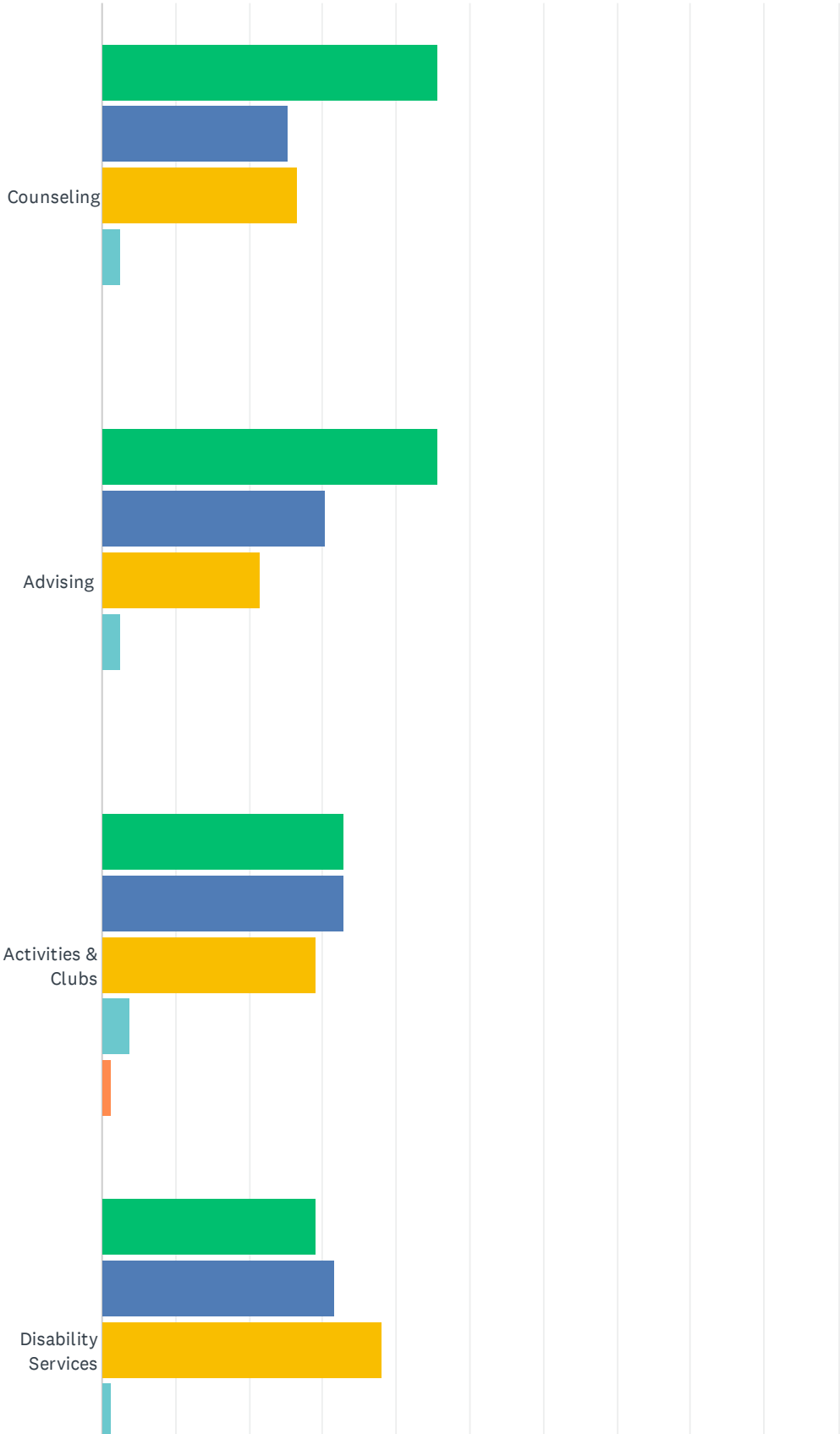


■ Strongly Agree
 ■ Agree
 ■ Neutral
 ■ Disagree
 ■ Strongly Disagree

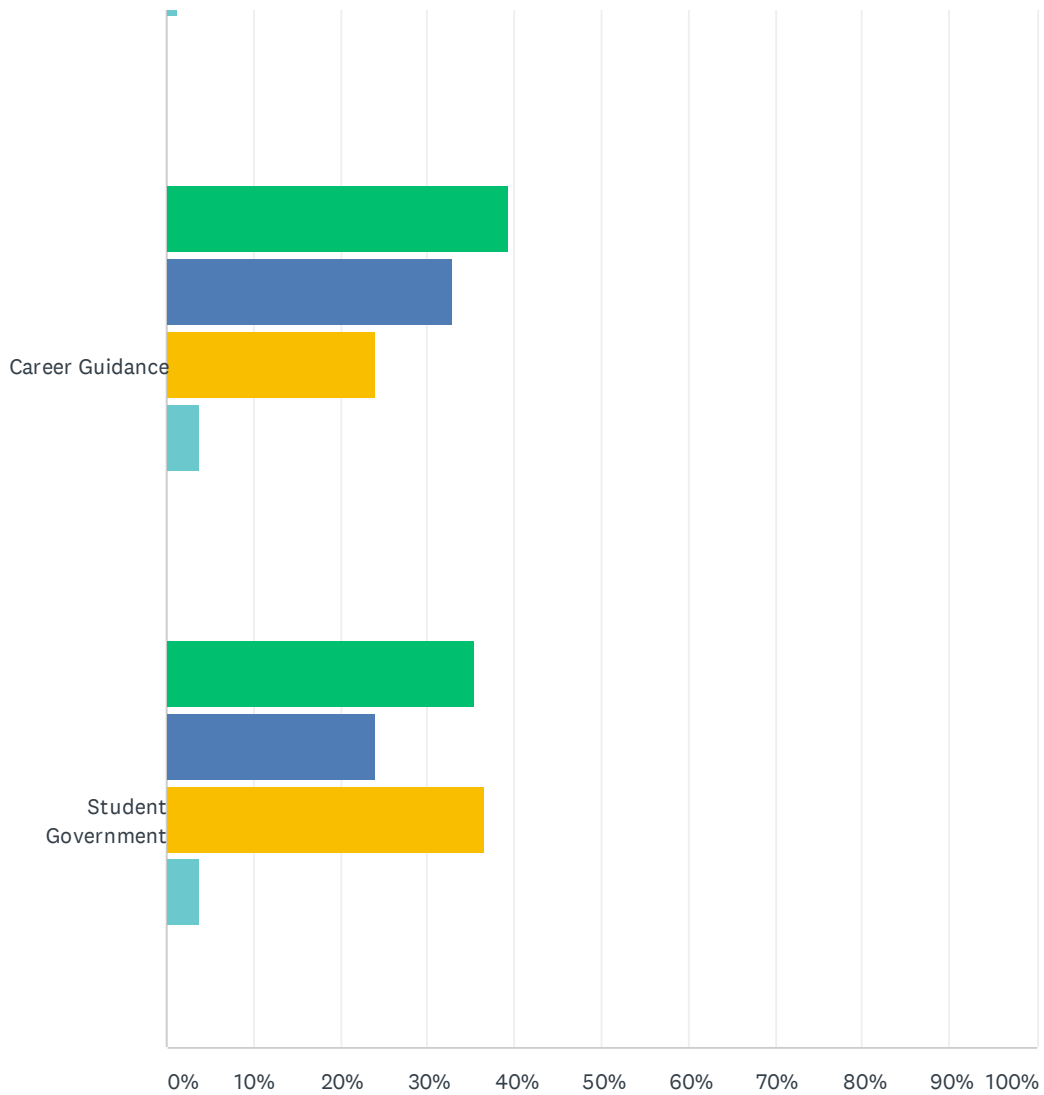
	STRONGLY AGREE	AGREE	NEUTRAL	DISAGREE	STRONGLY DISAGREE	TOTAL	WEIGHTED AVERAGE
Library services/staff	40.51% 32	35.44% 28	18.99% 15	3.80% 3	1.27% 1	79	4.10
Faculty availability	37.97% 30	32.91% 26	24.05% 19	5.06% 4	0.00% 0	79	4.04
Tutoring	36.71% 29	24.05% 19	32.91% 26	6.33% 5	0.00% 0	79	3.91
Grading/testing policies	41.77% 33	32.91% 26	20.25% 16	5.06% 4	0.00% 0	79	4.11
Course content	44.30% 35	32.91% 26	22.78% 18	0.00% 0	0.00% 0	79	4.22
Orientation	39.24% 31	30.38% 24	26.58% 21	3.80% 3	0.00% 0	79	4.05

Q16 These MDCC student support services are high quality:

Answered: 79 Skipped: 190



2021 Strategic Planning Survey
STUDENT EXIT QUESTIONS

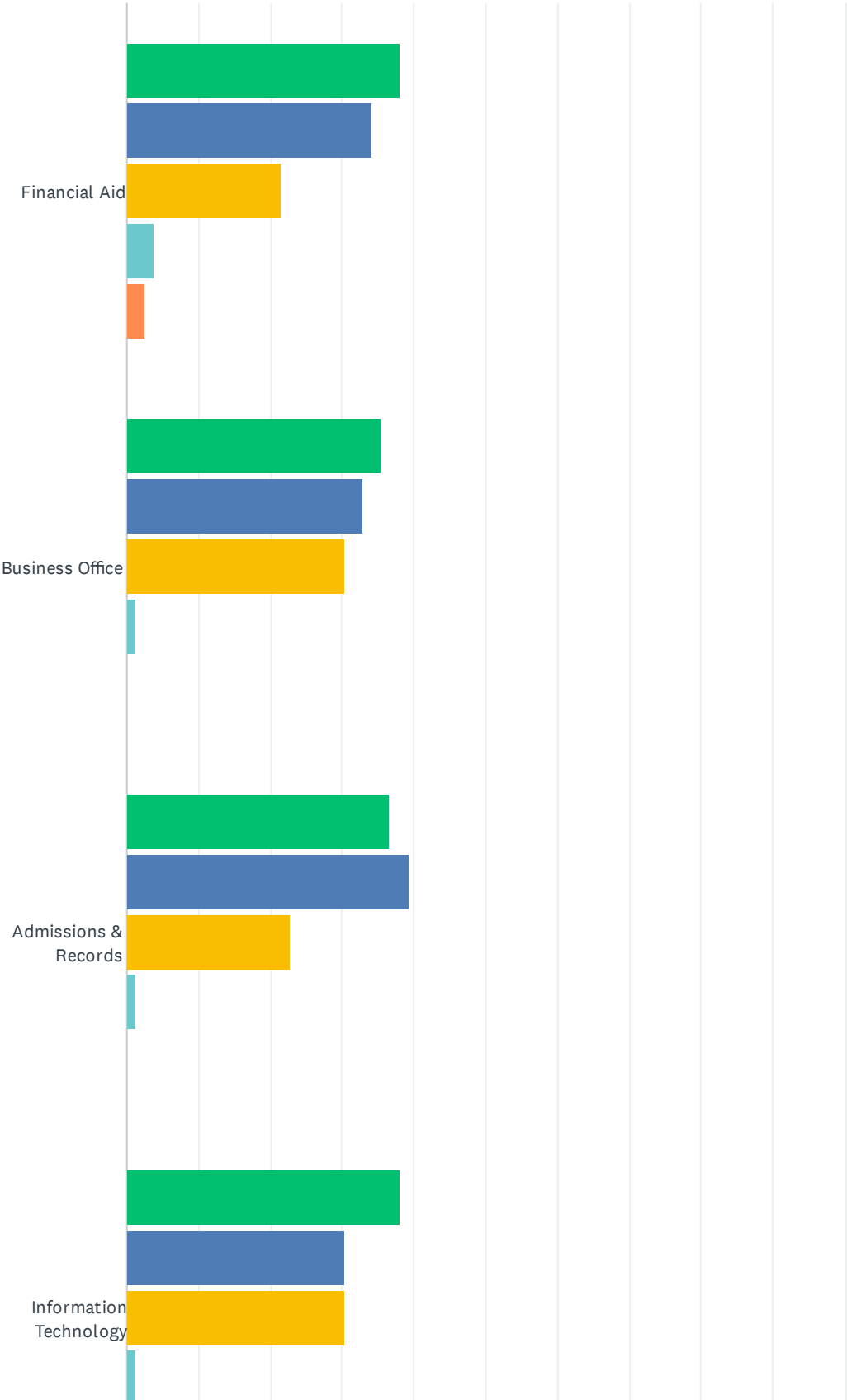


■ Strongly Agree
 ■ Agree
 ■ Neutral
 ■ Disagree
 ■ Strongly Disagree

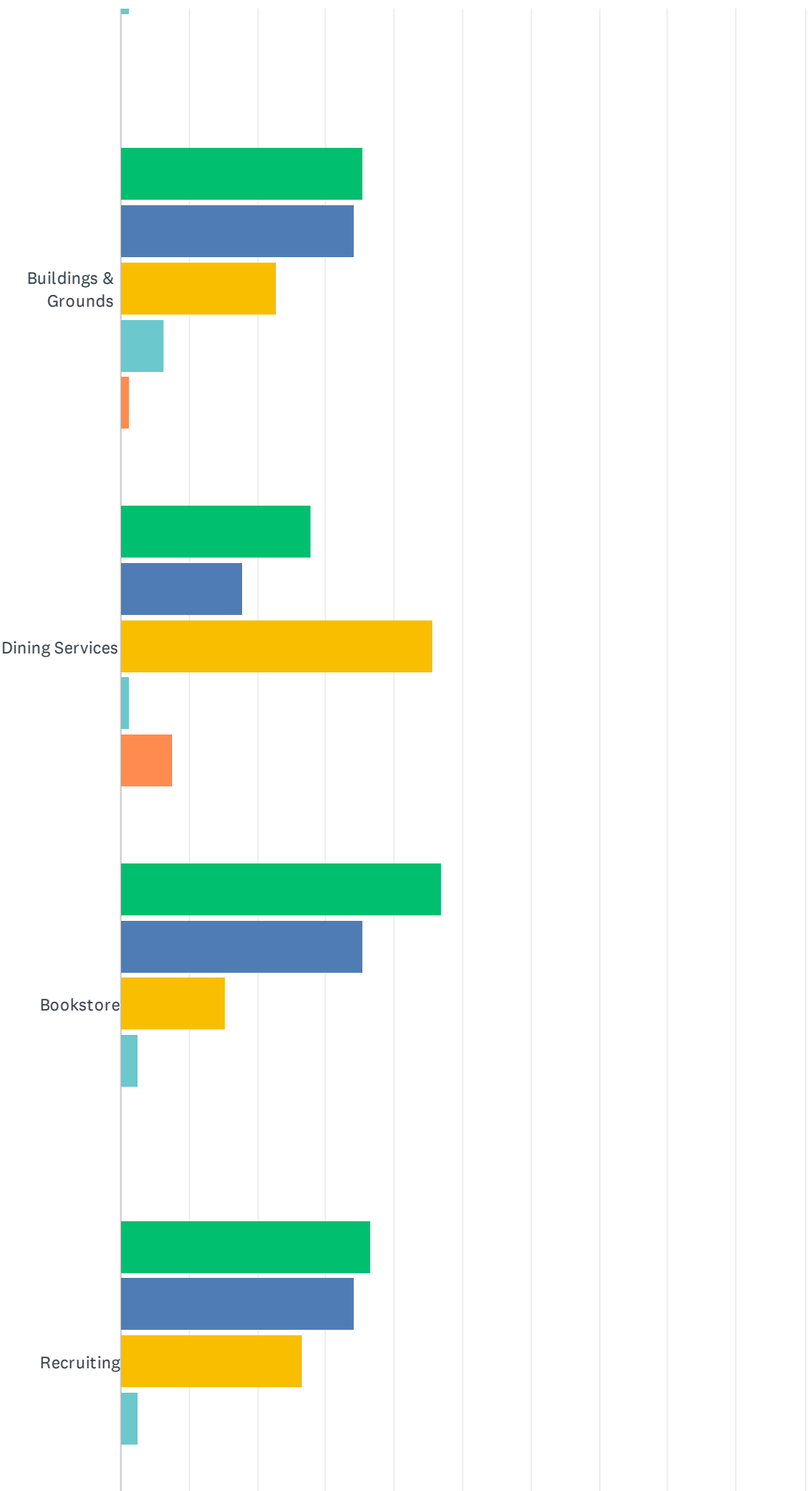
	STRONGLY AGREE	AGREE	NEUTRAL	DISAGREE	STRONGLY DISAGREE	TOTAL	WEIGHTED AVERAGE
Counseling	45.57% 36	25.32% 20	26.58% 21	2.53% 2	0.00% 0	79	4.14
Advising	45.57% 36	30.38% 24	21.52% 17	2.53% 2	0.00% 0	79	4.19
Activities & Clubs	32.91% 26	32.91% 26	29.11% 23	3.80% 3	1.27% 1	79	3.92
Disability Services	29.11% 23	31.65% 25	37.97% 30	1.27% 1	0.00% 0	79	3.89
Career Guidance	39.24% 31	32.91% 26	24.05% 19	3.80% 3	0.00% 0	79	4.08
Student Government	35.44% 28	24.05% 19	36.71% 29	3.80% 3	0.00% 0	79	3.91

Q17 These MDCC administrative services & processes are high quality:

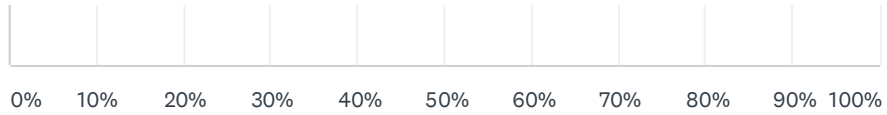
Answered: 79 Skipped: 190



2021 Strategic Planning Survey
STUDENT EXIT QUESTIONS



2021 Strategic Planning Survey
STUDENT EXIT QUESTIONS

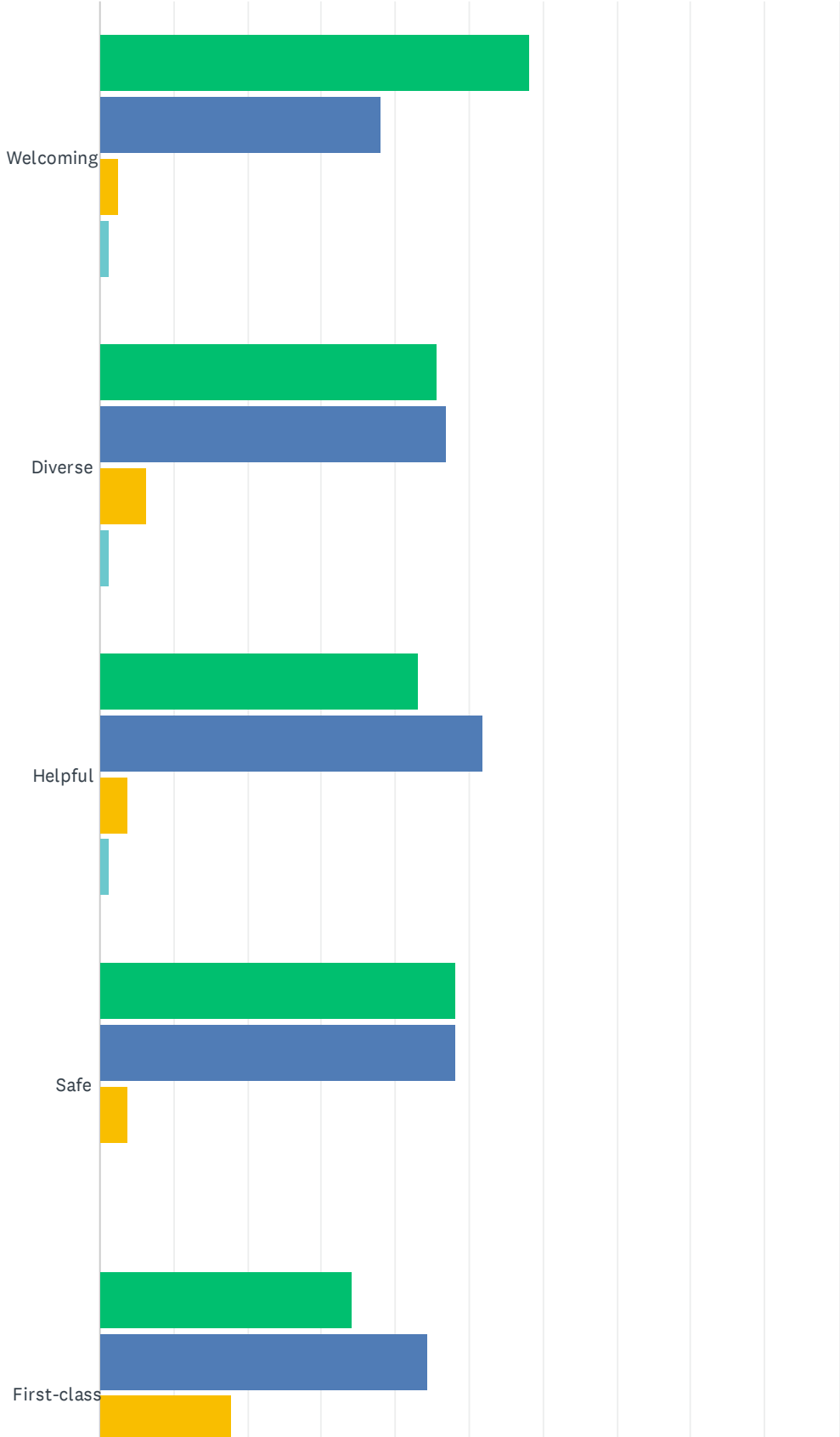


■ Strongly Agree
 ■ Agree
 ■ Neutral
 ■ Disagree
 ■ Strongly Disagree

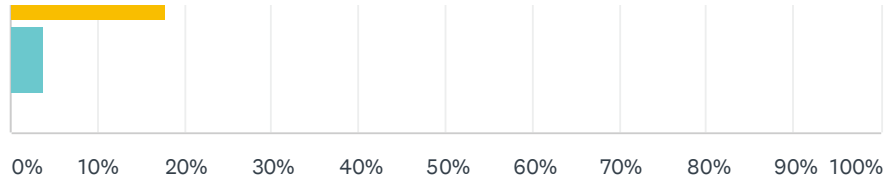
	STRONGLY AGREE	AGREE	NEUTRAL	DISAGREE	STRONGLY DISAGREE	TOTAL	WEIGHTED AVERAGE
Financial Aid	37.97% 30	34.18% 27	21.52% 17	3.80% 3	2.53% 2	79	4.01
Business Office	35.44% 28	32.91% 26	30.38% 24	1.27% 1	0.00% 0	79	4.03
Admissions & Records	36.71% 29	39.24% 31	22.78% 18	1.27% 1	0.00% 0	79	4.11
Information Technology	37.97% 30	30.38% 24	30.38% 24	1.27% 1	0.00% 0	79	4.05
Buildings & Grounds	35.44% 28	34.18% 27	22.78% 18	6.33% 5	1.27% 1	79	3.96
Dining Services	27.85% 22	17.72% 14	45.57% 36	1.27% 1	7.59% 6	79	3.57
Bookstore	46.84% 37	35.44% 28	15.19% 12	2.53% 2	0.00% 0	79	4.27
Recruiting	36.71% 29	34.18% 27	26.58% 21	2.53% 2	0.00% 0	79	4.05

Q18 Overall MDCC as a college is . . .

Answered: 79 Skipped: 190



2021 Strategic Planning Survey
STUDENT EXIT QUESTIONS

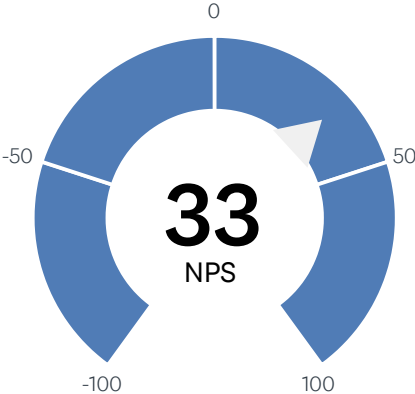


■ Strongly Agree
 ■ Agree
 ■ Disagree
 ■ Strongly Disagree

	STRONGLY AGREE	AGREE	DISAGREE	STRONGLY DISAGREE	TOTAL	WEIGHTED AVERAGE
Welcoming	58.23% 46	37.97% 30	2.53% 2	1.27% 1	79	4.49
Diverse	45.57% 36	46.84% 37	6.33% 5	1.27% 1	79	4.29
Helpful	43.04% 34	51.90% 41	3.80% 3	1.27% 1	79	4.32
Safe	48.10% 38	48.10% 38	3.80% 3	0.00% 0	79	4.41
First-class	34.18% 27	44.30% 35	17.72% 14	3.80% 3	79	3.87

Q20 How likely is it that you would recommend MDCC to another student?

Answered: 79 Skipped: 190



DETRACTORS (0-6)	PASSIVES (7-8)	PROMOTERS (9-10)	NET PROMOTER® SCORE
20% 16	27% 21	53% 42	33